

Membership Data – State of the CYP/F VCFSE Sector

(As at 27.06.23)

Contents

View in
slideshow
mode to
click on
links to
each area



[Overview](#)



[Priorities](#)



[Delivery](#)



[Participants](#)



[Funding](#)



[Support Needs](#)



[Satisfaction Survey
Results](#)



Members

203 as at 27.06.23



Would you say that your organisation is:
(Data from 201 members)

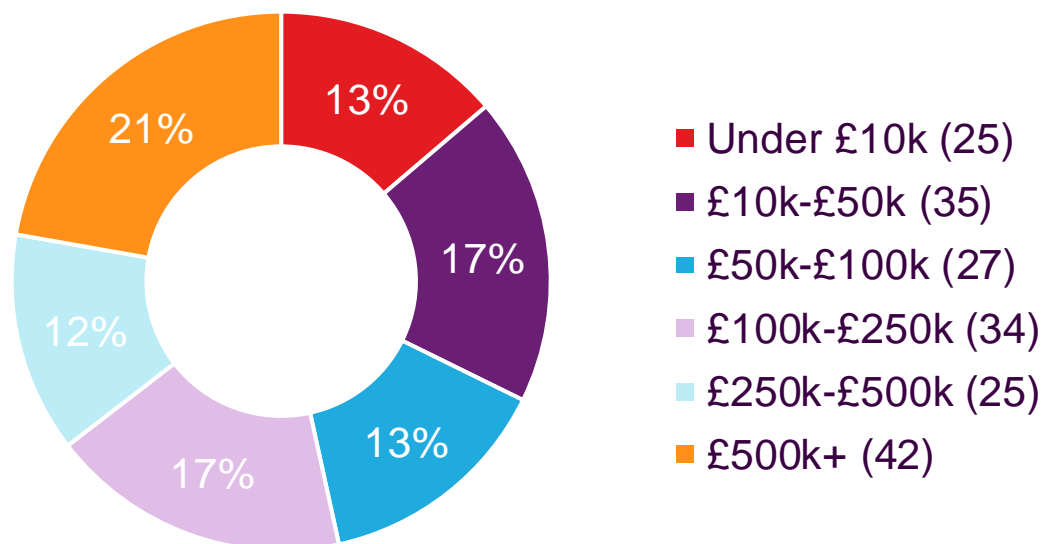
68% are **Growing** (137)

31% are **Surviving** (62)

1% are **Declining** (2)

Most recent annual turnover

(Data from 189 members)



Organisation Type

(Data from 188 members)



(Data from 203 members)



How many full-time employees currently work for your organisation?

0 42% (85)

1-5. 40% (81)

6-10. 7% (14)

11-20. 7% (14)

21+ 4% (9)

How many part time employees currently work for your organisation?

0 20% (40)

1-5. 46% (94)

6-10. 13% (27)

11-20. 8% (16)

21+ 13% (26)

How many volunteers support the work of your organisation?

0 10% (21)

1-5. 29% (58)

6-10. 19% (38)

11-20. 15% (31)

21+ 27% (55)



Do you have any of the following quality marks/badges?

(Data from 73 members)

(As more than one quality mark/badge could be selected the figures below represent each option selected by members)

29% Other (24)

22% London Youth (18)

14% National Resource Centre for Supplementary Education (for supplementary schools) (12)

11% Arts Award Supporter (9)

8% National Council for Voluntary Organisations (7)

7% Charity Excellence Framework (6)

6% National Governing Body (for sports groups) (5)

2% UK Youth (2)

Other? (Please give details)

(Data from 17 members)

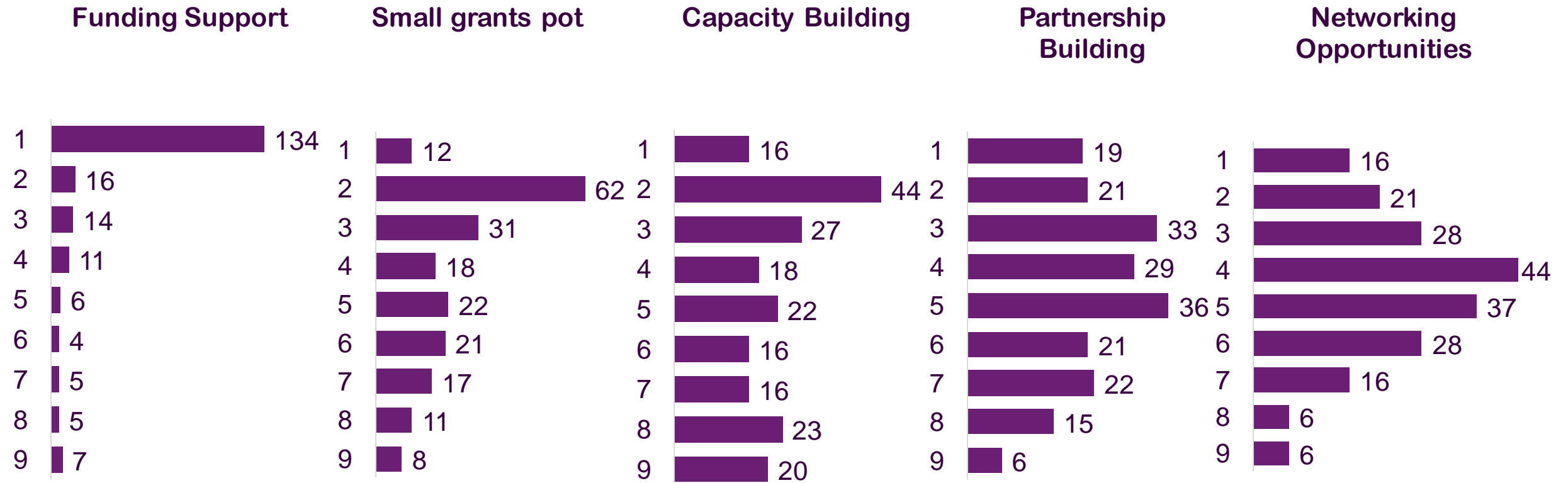
- Advice UK
- ASDAN
- Association of Mental Health Providers
- AQA accredited
- AQS
- BASE
- Children and Young People's Mental Health Coalition
- Cyber Essentials Plus
- Disabled Children Partnership
- Disability Confident Employer
- FA Accreditation
- Family Arts Standard
- Fantastic For Families
- Investors in People
- Investing in Volunteering
- Living Wage
- Matrix Standard
- OISC
- Refugee Council
- Sandford Award
- UK Registered Learning Provider

Priorities

What is the most important to you?

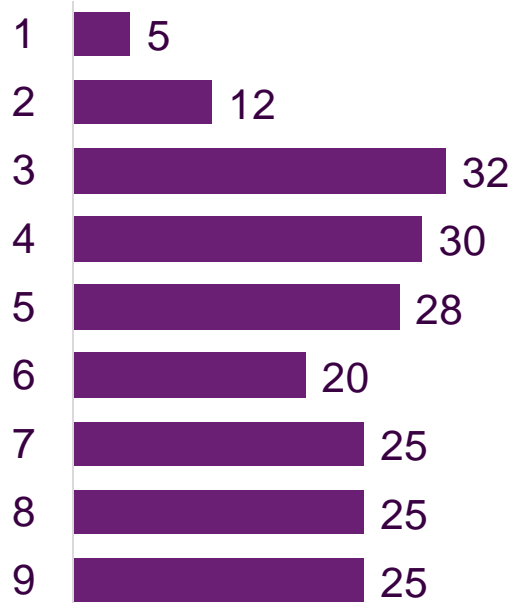
(Data from 202 members)

(Members could put 9 items in order of priority to their organisation, with 1 being the most important and 9 being the least important)

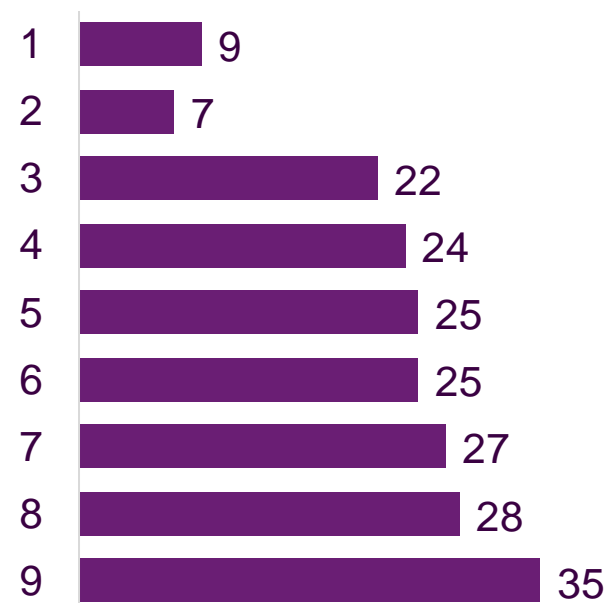


What is the most important to you? (continued)

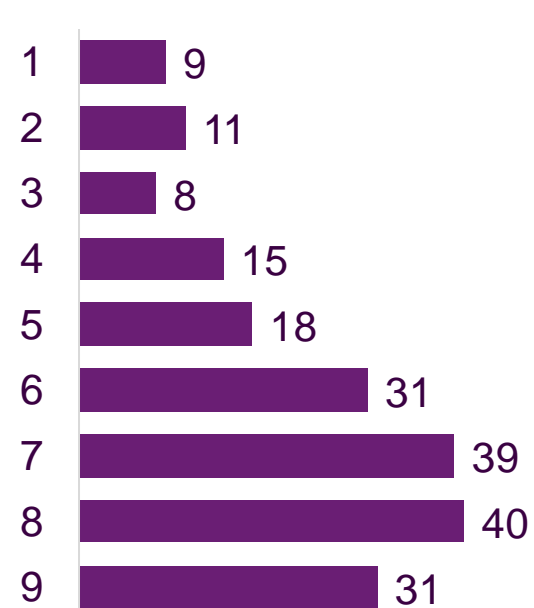
Monitoring and Evaluation



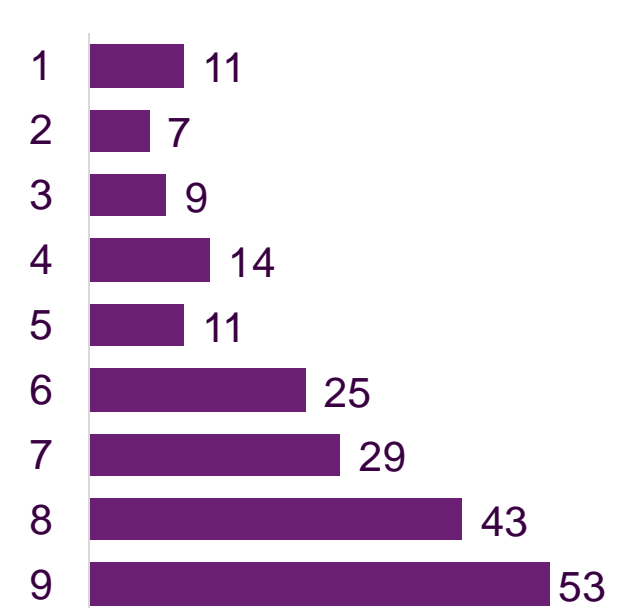
Sector Specific Training



Online Marketplace



Venue Bank





As we move through the cost-of-living crisis, what 3 major challenges are you facing?

(Data from 183 members)

(As more than one major challenge could be selected the figures below represent each option selected by members)

- 29%** Reduced funding and capacity to offer services (123)
- 14%** Staff Wellbeing (57)
- 12%** Lack of staff – difficulty recruiting (52)
- 10%** Volunteers are no longer available (42)
- 7%** Other (please specify) (29)
- 6%** Growing safeguarding concerns (26)
- 6%** Reduced staff numbers (24)
- 5%** Inadequate accommodation (21)
- 3%** No accommodation from which to operate (14)
- 3%** Lack of technological support staff (14)
- 3%** Limited governance support to oversee change (12)
- 2%** Lack of technological support customers (7)

Other? Please specify*

(Data from 28 members)

(Some examples listed below)

- The financial stability of supplementary schools
- Costs if storage space keeps going up
- Families can't afford the minimal fees
- Increased demand for services
- Increased competition for funding
- Overhead costs rising
- Qualified coaches
- Uncertain outlook



What are your aspirations for the next 12 months?

(Data from 183 members)

(As more than one aspiration could be selected the figures below represent each option selected by members)

- 21%** Secure sustainable funding (117)
- 20%** Increase our services (113)
- 15%** Increase volunteer recruitment (83)
- 13%** Increase staff (74)
- 9%** Deliver in Barnet's schools (52)
- 6%** Review our policies and governance (34)
- 6%** Sustain our services at the current level (33)
- 5%** Secure premises (31)
- 3%** Move premises (17)
- 2%** Other (give details) (11)
- 0%** Decrease our services (1)

Other? (Please give details)

(Data from 10 members)

(Some examples listed below)

- Build an outdoor gym
- Find more ways to spread the word about our free online resources
- Partner up with a local charity and expand the number of member events
- Redevelop building
- Secure new venues to host events
- Support youth providers locally to sustain/expand services

Delivery



Are you currently actively delivering in Barnet?

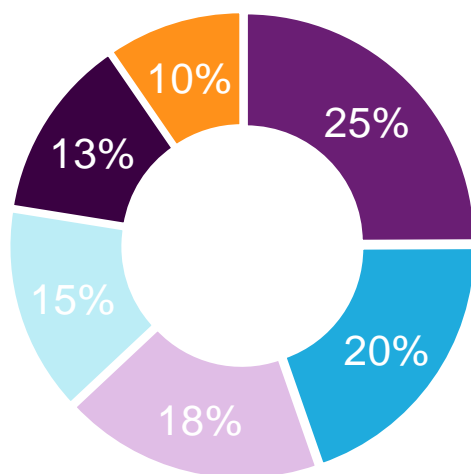
(Data from 203 members)

- 61% deliver in Barnet and other areas (123)
- 31% deliver only in Barnet (64)
- 3% do not deliver in Barnet but have previously (6)
- 5% do not deliver in Barnet but are aspiring to (10)

Where do you deliver your activities?

(Data from 203 members)

(As more than one delivery location could be selected the figures below represent each option selected by members)



- Hired space (91)
- Own space (72)
- In school (67)
- Online (53)
- Outdoors (47)
- Other (35)



When do you deliver your activities and/ or services?

(Data from 203 members)

(As more than one delivery schedule could be selected the figures below represent each option selected by members)

- 30% deliver after school - term time (152)
- 26% deliver in school holidays (134)
- 22% delivery at weekends (113)
- 22% deliver in school time - curriculum support (112)



We currently deliver in partnership with:

(Data from 203 members)

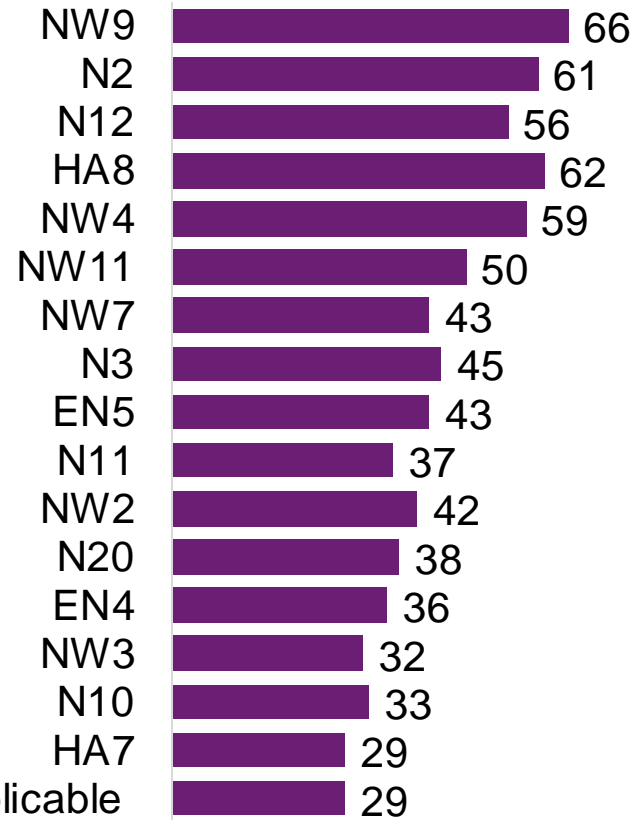
(As more than one partnership type could be selected the figures below represent each option selected by members)

- 32% None of these (84)
- 27% Barnet Schools (71)
- 23% Other local VCFSEs (60)
- 19% Barnet Council (49)

In what Barnet areas are you currently delivering activity?

(Data from all 203 members)

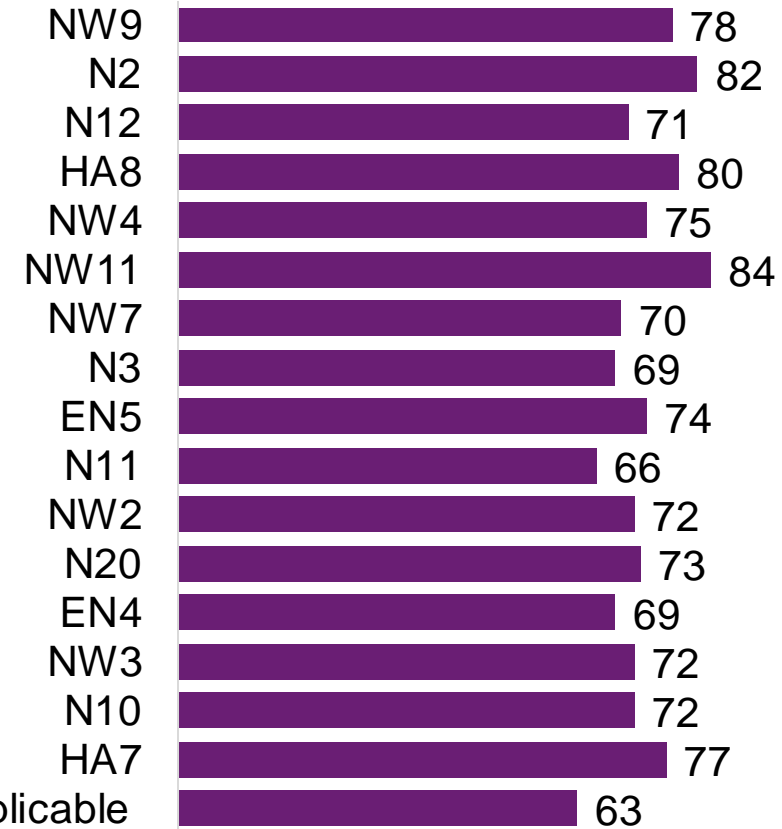
(As more than one postcode could be selected the figures represent each option selected by members)



In what Barnet areas could you deliver activity? (this is areas where you're not delivering at the moment, but where you have capacity to in the future)

(Data from all 203 members)

(As more than one postcode could be selected the figures below represent each)





Which schools do you deliver in?

(Data from 59 members)

(Some examples listed below)

- Child's Hill Primary School
- Barnet and Southgate College
- Bell Lane Primary School
- Bishop Douglas School
- Dollis Primary School
- Etz Chaim Primary School
- Finchley Catholic High School
- Hendon School
- Mill Hill County High School
- Saracens High School
- The Orion Primary School
- Woodhouse College
- Wren Academy Finchley

If you selected 'Other' please tell where else you deliver activities?

(Data from 32 members)

(Some examples listed below)

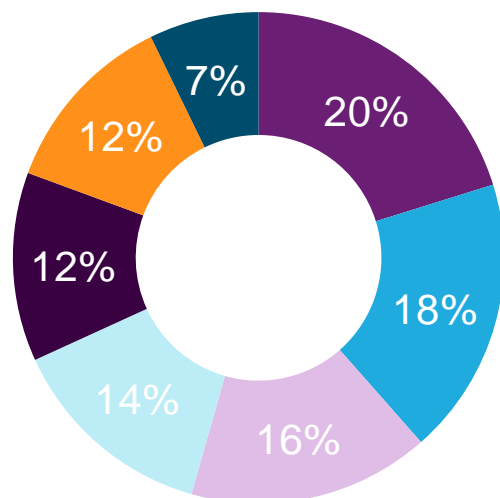
- Broadwalk meeting room
- Community spaces
- Church halls
- Local woodlands
- Mobile media bus
- Online
- Youth clubs

Participants

Which age groups do you currently work with?

(Data from 202 members)

(As more than one age group could be selected the figures below represent each option selected by members)

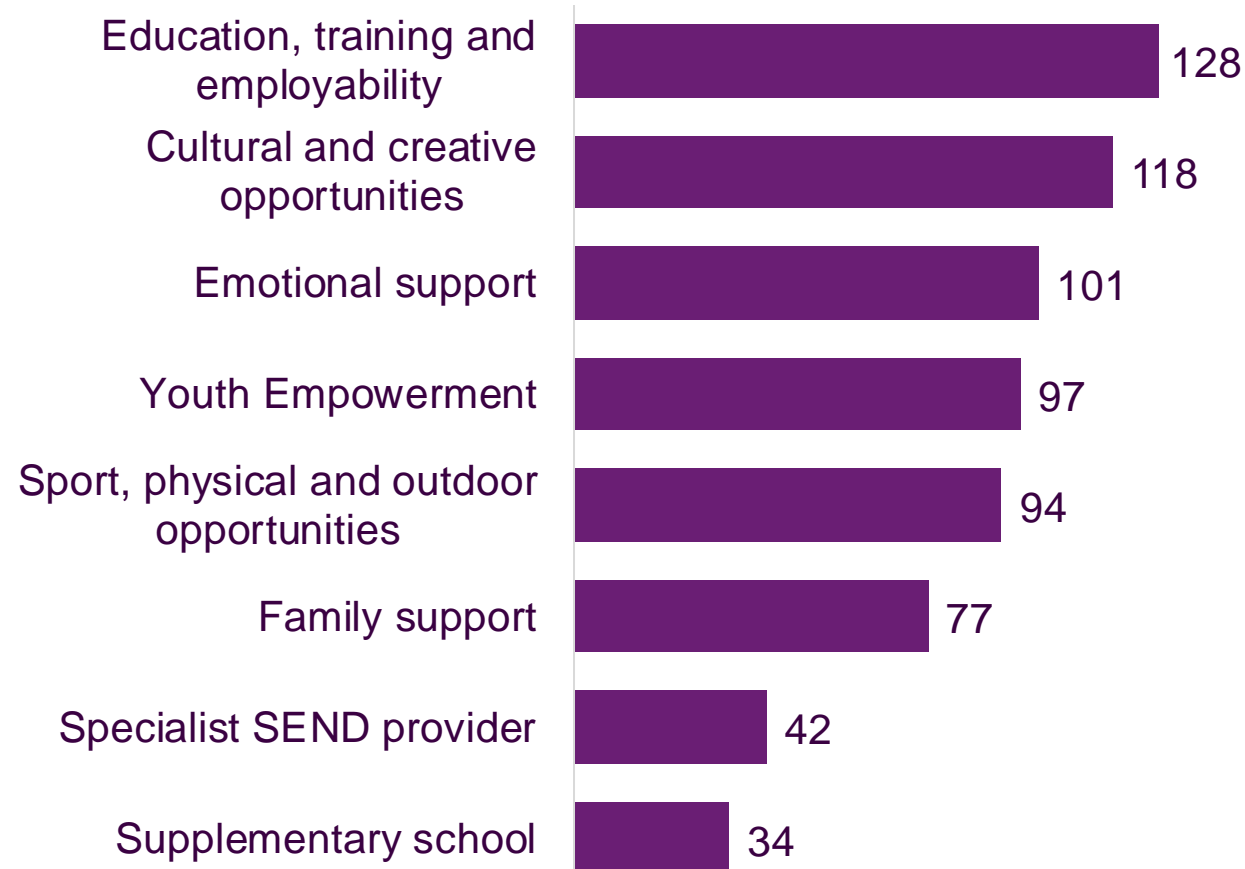


- Secondary School (12-16y) (151)
- Primary School (5-11y) (137)
- 6th Form/College (17-18y) (119)
- Higher Education or other (19-25y) (103)
- Families (93)
- Parents (91)
- Early Years and Foundation Stage (0-4y) (54)

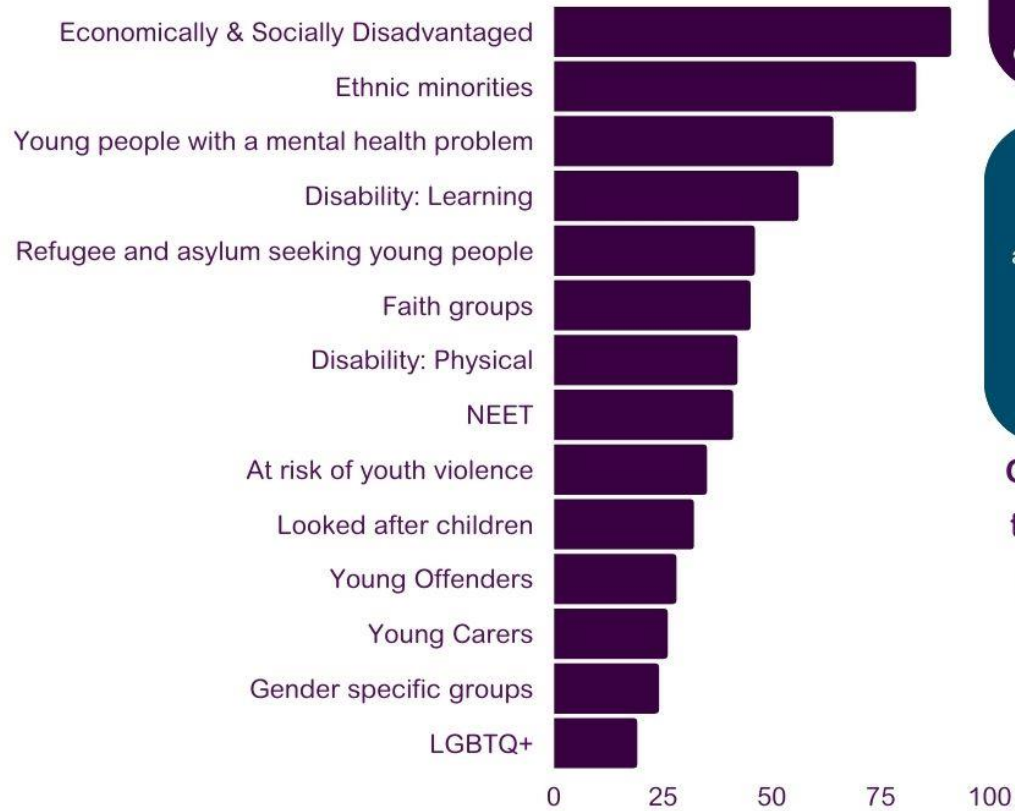
Which of these services do you provide to the people you support? (please select all that apply)

(Data from 202 members)

As more than one service could be selected the figures below represent each option selected by members)



YBF members work with diverse communities across Barnet. This chart shows the %age of members working with each specific group



Data from 153 members

59%
Of our members work with economically & socially disadvantaged groups

54%
Of our members primarily work with ethnic minority groups

37%
Of our members work people with learning disabilities

27%
Of our members work with people with physical disabilities

Data from 154 members

50%
Of Barnet households are deprived in at least one dimension (education, employment, health or housing)

48%
Of the Barnet population (aged 24 years and under) is from an ethnic minority

6%
Of the Barnet population (aged 24 years and under) is classed as disabled (under the Equality Act)

Our members provide regular feedback about the support YBF provides, which helps them to support the communities they work with

89% Agree/Strongly Agree that the work of YBF positively impacts services that support children and young people in Barnet

71% Agree/ Strongly agree that the support from YBF has strengthened their organisation



£12,548,988*

Was invested into the borough via YBF members in 2022

*Turnover of organisations that deliver 100% in Barnet



How many different young people have you worked with in the last 12 months?

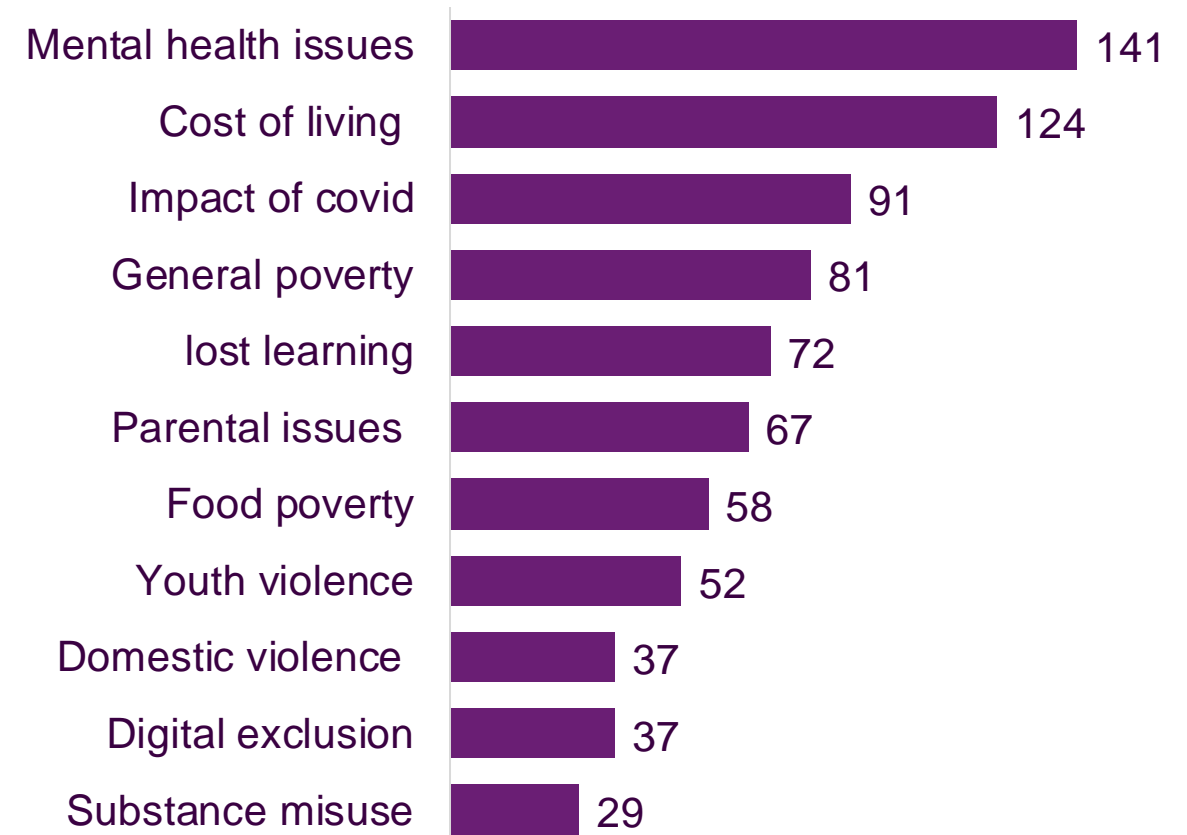
(Data from all 203 members)

202,533 different CYP/F worked with in the last 12 months (CYP attending other provision is not tracked)

From speaking with your participants, what areas of concern do they appear to be raising the most?

(Data from 203 members)

(As more than one area of concern could be selected the figures below represent each option selected by members)



Funding

Sources of Income over the last 12 months

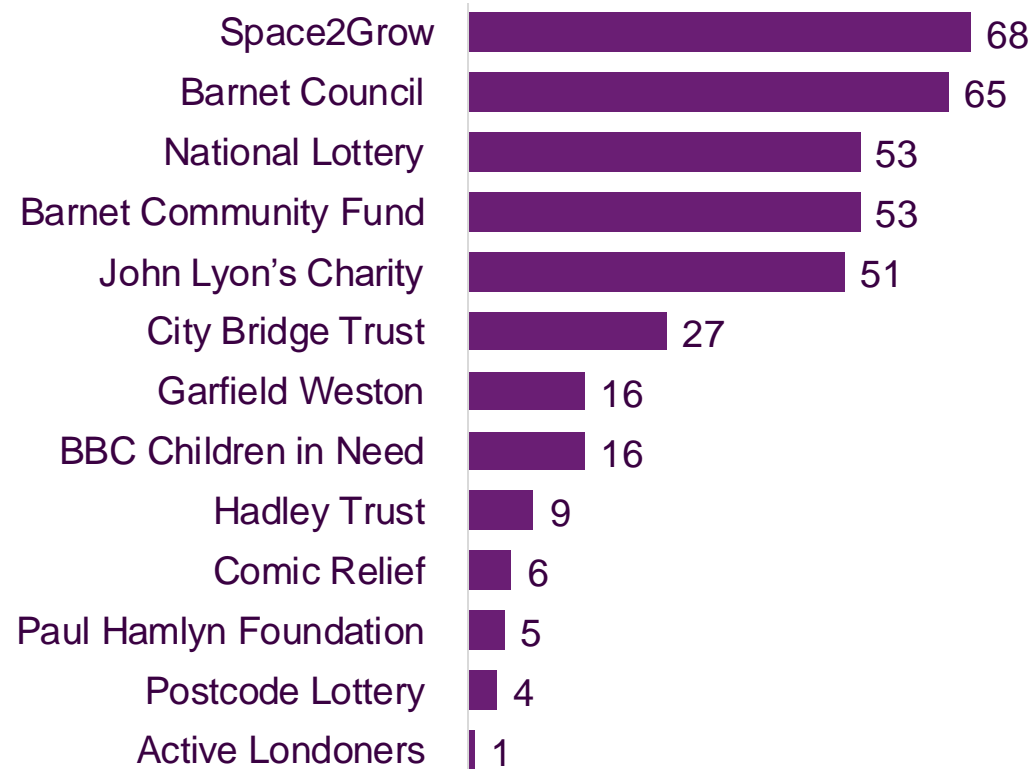
(Data from 202 members)

(As more than one source of income could be selected the figures below represent each option selected by members)



Please indicate if you have received funding from any of the following sources in the last 12 months?

(The figures below represent the number of members who have received the following sources of income)



Please tell us about any other funders you have received funding from in the last 12 months?

(Data from 124 members)

(Some examples listed below)

- Amazon Literary Partnership
- Art Council England
- Baring Foundation
- Co-op Community Fund
- National League Trust
- St James Place Charitable Foundation
- Tesco Community Fund
- The Rothschild Foundation
- Waitrose Community Matters

Support Needs

A proud partner of





What are your data support needs

(Summary results presented in a Word Cloud)



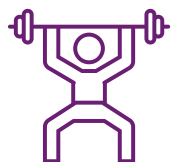
Are there any other ways in which we can support you?

(Summary results presented in a Word Cloud)



Satisfaction Survey Results

This data was collected from renewing members, so those that have been a member of YBF for at least 6 months (joined before July 2022)



88%

Agree/Strongly Agree that the **work** of YBF **positively impacts services** that support children and young people in Barnet

+11% on 2022
(Data from 150 members)



71%

Agree/Strongly Agree that the **support** from YBF has **strengthened** their organisation

+10% on 2022
(Data from 152 members)



70%

Agree/Strongly Agree that **introductions** from YBF have led to **stronger connections** and **improved partnership working** with other organisations


+19% on 2022
(Data from 151 members)



72%

Agree/Strongly Agree that YBF networking and training events are well **organised and informative**

(Data from 149 members)



61%

Agree/Strongly Agree that **funding/funding support** from YBF has grown their **service delivery** for Children and Young People in Barnet

+6% on 2022
(Data from 150 members)



93%

Agree/Strongly Agree that YBF keeps members **well informed** through newsletters, the YBF website, social media and WhatsApp

(Data from 150 members)

Comments

It has been great working with you so far. Excited for the year ahead.

YBF is incredibly well organised and supportive. I cannot thank you enough for the connections you have given us and all of the support. We love being members as it helps us to have support as founders.

We are glad to be part of Young Barnet Foundation

One recent introduction has led to a probably new project from September 2023, new to the borough and not just us. Staff are amazing - supportive, knowledgeable and passionate.

We know that you have the sector's back and this counts. You bring us together when it matters most and everyone I have met who works at YBF is deeply committed to strengthening the voluntary sector. Thank you

Our Member Feedback

(Based 56 Q1 2023 responses to the YBF Feedback Form)

Member Feedback



89% feel that YBF represents / supports the sector fairly



73% view their YBF membership as being extremely important



100% say the support / engagement was very valuable / valuable to their organisation



86% were either very satisfied or somewhat satisfied with the training/ workshop/ Member Network Meeting



Will take up the connections suggested



Will explore the advice given



Will attend future network meetings



Will put in a funding application



Will take up funding leads

Barnet Together Fundraising Programme 2023

Barnet Together hosted a series of free funding sessions for Barnet's Voluntary, Community, Faith and Social Enterprise (VCFSE) organisations. Below is snapshot of how the programme supported capacity building within the sector and some feedback from attendees



*total number of session hours for all attendees

** total number of individuals attending across all sessions

^^Did not attend 2022 sessions (excluding organisations registered as YBF Members/Strategic partners/ BT partnership after the 2022 sessions)

Some comments from attendees

“ Fantastic training that gave practical actions ”

“ Excellent resource at no cost to us well worth attending, highly recommend ”

“ Thought the speaker was exceptional and made what appeared to be a daunting task seem possible ”



#ItTakesABorough

www.youngbarnetfoundation.org.uk | info@youngbarnetfoundation.org.uk

**YOUNG
BARNET**
FOUNDATION